

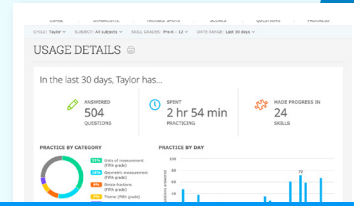
Learn with IXL at home!



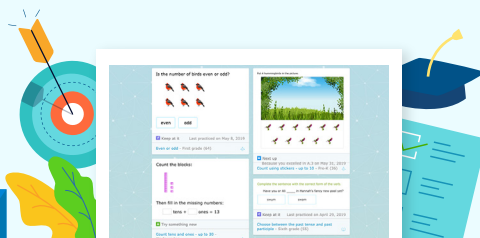
We're using IXL to support our curriculum this year, and your child has access to this online program at home. With thousands of skills that match what we're learning, as well as insights into student progress, IXL is a great resource to help your child excel.



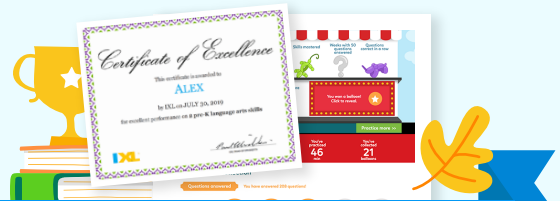
Unlimited practice in 8,000+ skills



Progress-tracking reports



Personalized skill recommendations



Certificates and awards



IXL MOBILE APPS

Available for iPad and iPhone, Android Tablets, and Kindle Fire!

Have your child sign in today at www.ixl.com/signin

username

password

If your child needs help signing in, please contact his or her teacher.

TOP WAYS TO USE IXL AT HOME

1

Explore personalized skill suggestions

Encourage your child to visit their Recommendations wall for helpful review or new challenges—it's full of skills picked just for them!

2


Stay in the loop

Sign in to your child's account and click on Analytics to see what they've been working on and take a peek at their progress.

3

Celebrate your child's accomplishments

Want to receive certificates whenever your child reaches a milestone? Sign in, click on their profile icon, and enter your e-mail address under "Profile & settings".



SMARTSCORE CORNER

What is IXL's SmartScore?

The SmartScore is the best possible measure of how well your child understands a skill! It factors in question difficulty, answer accuracy, and consistency.

You can adjust SmartScore goals as you go

Aim for 80 or 90, which shows a strong understanding of a skill. For an extra challenge, try for mastery (a score of 100).

The SmartScore is not a percentage score

Unlike percentage-based scoring, the SmartScore is truly smart. Even if a student gets a question wrong, it's always possible to reach a 100.

Taking breaks is always okay

If your child needs to pause their practice, they can always return to a skill later—all progress will be automatically saved!